

LEITURA

FLUENTE

CADA

CADA MENINA

CADA MENINA LEVOU

CADA MENINA LEVOU UMA

CADA MENINA LEVOU UMA BONECA.



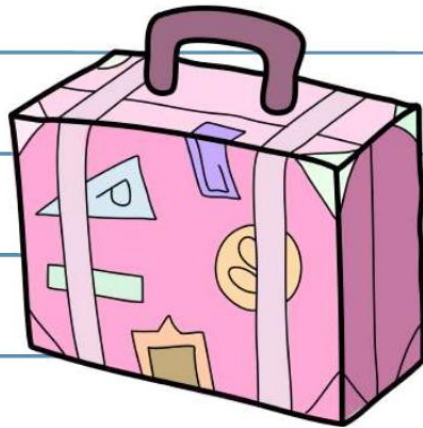
ANA

ANA AMA

ANA AMA SUA

ANA AMA SUA MALA

ANA AMA SUA MALA ROSA.



O

O SAPO

O SAPO PULA

O SAPO PULA COMO

O SAPO PULA COMO MOLA.



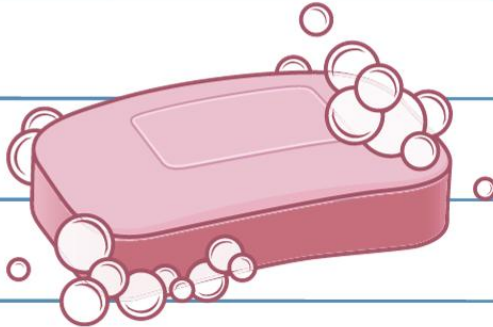
O

O SABONETE

O SABONETE DE

O SABONETE DE SOFIA

O SABONETE DE SOFIA ACABOU.



A vertical red line is on the left side of the writing area. A green arrow at the bottom points to the right. The background has a green border with white stars and a pattern of green circles.


A

A BARATA

A BARATA COMEU

A BARATA COMEU MUITO

A BARATA COMEU MUITO DOCE.



A vertical red line is on the left side of the writing area. A yellow arrow at the bottom points to the right. The background has a yellow border with white stars and a pattern of yellow circles.

O

O TATU

O TATU MORA

O TATU MORA NO

O TATU MORA NO MATO.




O

O PADEIRO

O PADEIRO PEDIU

O PADEIRO PEDIU UMA

O PADEIRO PEDIU UMA MOEDA.




A

A BONECA

A BONECA CAIU

A BONECA CAIU DA

A BONECA CAIU DA CAMA.



A worksheet for tracing the sentence 'A boneca caiu da cama.' The page features a green border with a repeating pattern of stars and circles. On the left, a vertical red line marks the start of the text. The text is written in black capital letters on blue horizontal lines. Each letter has a small green dot below it, and a green arrow at the bottom of the page points to the right, indicating the direction of reading. To the right of the text is a cartoon illustration of a doll with pink hair in pigtails, wearing a pink dress and red shoes.


A

A GATA

A GATA FICOU

A GATA FICOU MUITO

A GATA FICOU MUITO MIMADA.



A worksheet for tracing the sentence 'A gata ficou muito mimada.' The page features a yellow border with a repeating pattern of stars and circles. On the left, a vertical red line marks the start of the text. The text is written in black capital letters on blue horizontal lines. Each letter has a small yellow dot below it, and a yellow arrow at the bottom of the page points to the right, indicating the direction of reading. To the right of the text is a cartoon illustration of a Siamese cat with brown and white fur, sitting and looking towards the left.

CADA

CADA MENINA

CADA MENINA LEVOU

CADA MENINA LEVOU UMA

CADA MENINA LEVOU UMA BONECA.



O

O TELEFONE

O TELEFONE TOCOU

O TELEFONE TOCOU MUITO

O TELEFONE TOCOU MUITO HOJE.




O

O SAPATO

O SAPATO FICOU

O SAPATO FICOU MUITO

O SAPATO FICOU MUITO PEQUENO.



ANA

ANA É

ANA É AMIGA

ANA É AMIGA DE

ANA É AMIGA DE MARIA.



ANA

ANA MARIA

ANA MARIA FALA

ANA MARIA FALA MUITO

ANA MARIA FALA MUITO BAIXO.



LÉO

LÉO É

LÉO É AMIGO

LÉO É AMIGO DE

LÉO É AMIGO DE RENATO.




DAVI

DAVI MORA

DAVI MORA NUMA

DAVI MORA NUMA CASA

DAVI MORA NUMA CASA VERDE.



ALICE

ALICE É

ALICE É UMA

ALICE É UMA MENINA

ALICE É UMA MENINA SORRIDENTE.



O
O PEIXE
O PEIXE VIVE
O PEIXE VIVE NO
O PEIXE VIVE NO MAR.



EDU
EDU COMEU
EDU COMEU MELANCIA
EDU COMEU MELANCIA NO
EDU COMEU MELANCIA NO LANCHE.




MATEUS

MATEUS AMA

MATEUS AMA BRINCAR

MATEUS AMA BRINCAR NA

MATEUS AMA BRINCAR NA AREIA .



A worksheet for learning the name 'MATEUS'. It features a green decorative border with white stars. On the right, there is an illustration of a boy playing in a sandbox with a red umbrella. The name 'MATEUS' is written on the first line. The second line shows 'MATEUS' with a green dot under the 'A'. The third line shows 'MATEUS AMA' with green dots under the 'A's. The fourth line shows 'MATEUS AMA BRINCAR' with green dots under the 'A's and 'R'. The fifth line shows 'MATEUS AMA BRINCAR NA' with green dots under the 'A's, 'R', and 'A'. The sixth line shows 'MATEUS AMA BRINCAR NA AREIA .' with green dots under the 'A's, 'R', 'A', 'I', and 'A'. A red vertical line is on the left, and a green arrow points right at the bottom.


O

O BOLO

O BOLO É

O BOLO É DE

O BOLO É DE MORANGO.




A worksheet for learning the sentence 'O bolo é de morango.' It features a yellow decorative border with white stars. On the right, there is an illustration of a slice of strawberry cake. The word 'O' is written on the first line. The second line shows 'O BOLO' with yellow dots under the 'O' and 'O'. The third line shows 'O BOLO É' with yellow dots under the 'O', 'O', and 'É'. The fourth line shows 'O BOLO É DE' with yellow dots under the 'O', 'O', 'É', and 'D'. The fifth line shows 'O BOLO É DE MORANGO.' with yellow dots under the 'O', 'O', 'É', 'D', 'M', 'O', 'R', 'A', 'N', 'G', 'O', and '.'. A red vertical line is on the left, and a yellow arrow points right at the bottom.

O
O PATO
O PATO ESTÁ
O PATO ESTÁ NO
O PATO ESTÁ NO LAGO.

An illustration of two ducks swimming in a blue pond. One duck is brown and the other is green. There are some green plants in the water.

A
A BOLA
A BOLA É
A BOLA É DE
A BOLA É DE PAULO.

An illustration of a young boy with dark hair, wearing a yellow tank top and blue shorts, holding a brown basketball.